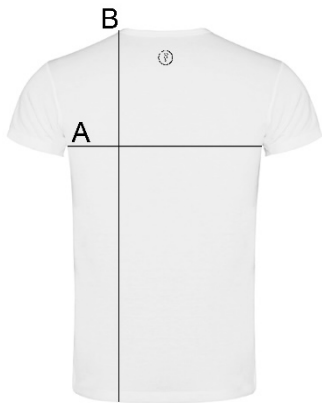
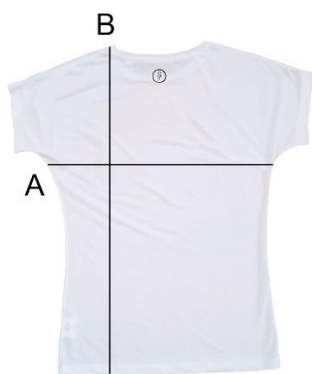


GUIDA ALLE TAGLIE DELLE T-SHIRT



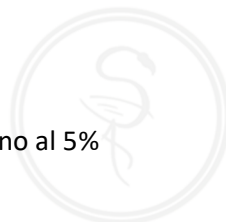
MAGLIA UOMO	XS	S	M	L	XL	XXL
A TORACE	47 cm	50 cm	53 cm	56 cm	59 cm	62 cm
B LUNGHEZZA	68 cm	70 cm	72 cm	74 cm	76 cm	78 cm

MAGLIA UOMO FIT	XS	S	M	L	XL	XXL
A TORACE	45 cm	48 cm	51 cm	54 cm	57 cm	61 cm
B LUNGHEZZA	66 cm	70 cm	72 cm	74 cm	76 cm	78 cm



MAGLIA DONNA	S	M	L	XL	XXL
A TORACE	43 cm	46 cm	49 cm	52 cm	55 cm
B LUNGHEZZA	65 cm	66 cm	67 cm	68 cm	68,5 cm

MAGLIA DONNA FIT	XS	S	M	L	XL	XXL
A TORACE	39 cm	42 cm	45 cm	48 cm	51 cm	54 cm
B LUNGHEZZA	62 cm	64 cm	66 cm	68 cm	69 cm	70 cm



Considerare sempre una possibile tolleranza fino al 5%